




Conveying Solutions

'V' & Round Profiles



The Next Step in Belting








Guides									
Products	CL/CLB/CLC	VL/VLB/VLC	CM	VM	CW/CWB	VW/VWB	CSB/CSC	VS	VSC
Shore Hardness	80A	80A	90A	90A	40D	40D	65A		65A
Color	Brown/ Blue/Clear	Brown/ Blue/Clear	Red	Red	White/Blue	White/Blue	Blue/Clear		Blue/Clear
Cogged	Yes	No	Yes	No	Yes	No	Yes		No
Certifications	Yes	Yes	Yes	Yes	Yes	Yes	Yes		Yes
Size (mm)		Add To Minimum Pulley Diameter							
Width	Height								
6	4	NR	25	NR	NR	NR	NR	NR	15
8	5.20	30	40	NR	60	NR	NR	NR	25
10	6	35	45	50	65	55	70	22	30
13	8	40	50	60	85	60	80	28	35
17	11.50	60	75	85	115	85	110	40	50
20	12.50	NR	85	NR	125	NR	NR	NR	NR
22	14.50	75	100	110	145	110	150	NR	65

Note: Special guides: CFC, CFB, CLSC, VLSB-LT for low temperature (LT) belts; VLB-MD for metal detectable (MD) belts.

Special Profiles											
Products	SPN - 1000	SPY - 1000	SPF-MP	SM - 1400	TO - 9.5	TO 1/2	TO 9/16	SO 3/4	UO - 9.5		
Illustration											
Hardness	88A	86A	88A	90A	83A	83A	83A	83A	83A		
Size (mm)	Top Width	15.70	15.60	15.70	30	9.50	12.70	14.30	19.20	9.50	
	Height	13.60	14.50	13.60	12	3.80	5.50	6.50	5.50	8	
	Bottom Width					3.10	8.35	9.50	8	7	
MPD (mm)	NR	NR	NR	125	30	38	70	35	50		
Certifications	No	No	Yes	Yes	Yes	Yes	Yes	Yes	Yes		
Products	SH - 1200	TEMB - 25	SLW 3/4	TLB - 10	TLB - 15	TLW - 30	SLC - 2300	SLC - 2104	TTB - 15		
Illustration											
Hardness	100A	95A	80A	80A	80A	80A	80A	80A	72A		
Size (mm)	Top Width	17	25	19.30	10	15	30	30	11.70	18	15
	Height	11.50	2.2	5.50	3.80	5	17	17	11.70	11.80	5
	Bottom Width		4	8	3.10	6.50	22	22		10.30	6.50
MPD (mm)	230	60	40	25	30	125	100*	78	80	27	
Certifications	No	Yes	Yes	Yes	Yes	Yes	Yes	Yes	Yes		
Products	Illustration	Hardness	Size (W x H)		Minimum Pulley Diameter	Cert.					
SH - 1300		100A/55D	Width		50	No					
SH - 1301			Height								
SH - 1302			16	1.70							
SH - 1305			18	1.70							
SH - 1306			20	1.70							
SH - 1310			25	1.70							
SH - 1311			14	1.70							
SH - 1312			16	2							
SH - 1313			18	2							
SH - 1314			20	2							
SH - 1320			8	2							
SH - 1325			8	3							
			10	4							
	17	1.50									








Notes: *TLW/30 - Cogged.

Belt Coating Materials for the Food Industry

Products	GIB	MIB	WIB	FEIB	FEMB/FEMW-SP	FELB-SP	FELB-IST
Illustration							
Description	Super Grip	Multi Grip	Wood Grip	High Grip	Spikes	Spikes	Saw Tooth
Hardness	62A	62A	62A	62A	95A	80A	80A
Size (mm)	Width*	50	50	70	1524	1524	1524
	Thickness	4	6	4	2/ 2.5/ 3/ 4	2/ 2.5/ 3**	2/ 2.5/ 3**
CoF (Steel)	0.98	1.08	1.05	0.95	0.25	0.45	0.45
Temperature Range	-20° C to +40° C				-30° C to +60° C	-40° C to +50° C	-40° C to +50° C

Note: Width* - Maximum available width. **Height of Spikes above base belt is 2.8 mm. *** FELB-IST - Total belt thickness.

Belt Coating Materials

Products	GST - 4	MST - 6	FEST	FSTF	FSTF - ST	FSTF - ST Strips	GWG - 4	
Illustration								
Description	Super Grip	Multi Grip	High Grip	Foam**	Foam & High Grip Top	Foam & High Grip Strips	Wood Grip	
Hardness	65A	65A	65A	65A	65A	65A	65A	
Size(mm)	Width*	50	50	1524	140 150 160	60	60	72
	Thickness	4	6	2, 3, 4, 5	14 6-12 4	4	4	3.75
CoF (Steel)	0.85	0.88	1.10	0.90	0.90	0.90/1.10	0.77	
Temp. Range	-40° C to +55° C							


Notes: Width* - Maximum available width. **Foam - Made from 65A shore material, actual hardness is lower.



Mini Pliers R - 8



F-51 Pliers for standard V and Round profile



Easy Overlap Welding Tool



Corporate Headquarters
Sales and Manufacturing
sales@voltabelting.com

USA
Tel: +1 973 276 7905
Fax: +1 973 276 7908
Toll Free: 1-877-VOLTAUS

EUROPE
Tel: +31-546-580166
Fax: +31-546-579508

www.voltabelting.com

Volta Belting makes no warranty with respect to any of its products for a particular purpose. See Volta General Terms and Conditions.

Copyright©2015 Volta Belting Technology Ltd.
CAT503EN00 - Ver.1 - August 2016